

# PLUS - Non Optic Low-Speed System with Water Spray






## Standard Low-Speed Operative System

Clinical Application	Head	Contra Angle Attachment	Motor Universal "E" Type
Dentin reduction, gross caries removal, general cavity preparation, porcelain adjustments, C & B preps (bevels & margins), cut retention grooves	 <p><b>68LH Push Button</b> 1:1 Transmission For latch burs Speed up to 20,000 rpm Order #0540.2040</p>  <p><b>80LD Push Button</b> 1:1 Transmission For FG burs Speed up to 20,000 rpm Order #0540.1830</p>	 <p><b>20CH</b> 1:1 Transmission Separate internal air/water coolant Speed range up to 20,000 rpm Order #0534.5820</p> 	 <p><b>181H INTRA Air Motor without Light</b> Speed range from 5,000 up to 20,000 rpm. Internal air/water coolant. Anti retraction valve. Fits all non optic attachments with universal "E" type connection. Order #0535.5200</p>  AIR MOTOR  WATER COOLANT



## Standard Low-Speed Endo

Clinical Application	Head	Contra Angle Attachment	Motor Universal "E" Type
Root canal treatment with latch type files (ideal from 150 rpm to 270 rpm with Nickel Titanium files), pin drilling & placement, deep caries removal, amalgam polishing	 <p><b>62LDN Push Button</b> 10:1 Reduction For latch burs or rotary endo files Speed up to 270 rpm Order #0540.8310</p>	 <p><b>29CH</b> 7.4:1 Reduction Separate internal air/water coolant Speed range up to 2,700 rpm Order #0534.5830</p> 	 <p><b>181H INTRA Air Motor without Light</b> Speed range from 5,000 up to 20,000 rpm. Internal air/water coolant. Anti retraction valve. Fits all non optic attachments with universal "E" type connection. Order #0535.5200</p>  AIR MOTOR  WATER COOLANT

## Standard Low-Speed Chairside Handpieces

Clinical Application	Straight Handpiece	Motor Universal "E" Type
Chairside trimming, denture adjustment	 <p><b>10CH</b> 1:1 Transmission Speed range up to 20,000 rpm Separate internal air/water coolant Order #0524.1160</p> 	 <p><b>181H INTRA Air Motor without Light</b> Speed range from 5,000 up to 20,000 rpm. Internal air/water coolant. Anti retraction valve. Fits all non optic attachments with universal "E" type connection. Order #0535.5200</p>  AIR MOTOR  WATER COOLANT

## Head Options

Clinical Application	Head
Dentin reduction, gross caries removal, general cavity preparation, porcelain adjustments, C & B preps (bevels & margins), cut retention grooves, <b>increased torque</b>	 <p><b>67LH Push Button</b> 2:1 Reduction For latch burs <b>Increased torque</b> Speed up to 10,000 rpm Order #0540.8460</p>
Prophylaxis, (with cups or brushes), composite polishing	 <p><b>31LR Propphy Head</b> 2:1 Reduction For screw in or snap-on cups Speed up to 3,750 rpm Order #0549.3380</p>

## Attachment Options

Contra Angle Attachment
 <p><b>7CH</b> 2.7:1 Reduction Separate internal air/water coolant Speed range up to 7,500 rpm Order #0534.5810</p> 